

Session Name
FY18 CIP Polling - LIVE - 2-28-2017 8-25 PM

Date Created
2/28/2017 5:33:10 PM

Active Participants
31

Total Participants
31

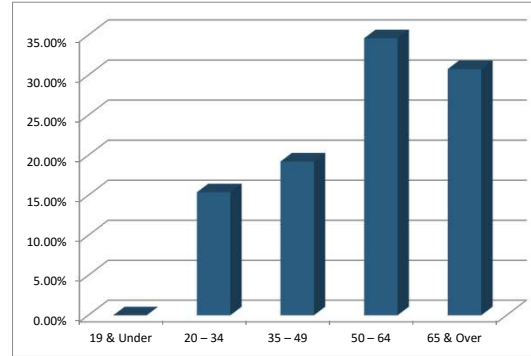
Average Score
0.00%

Questions
32

Results by Question

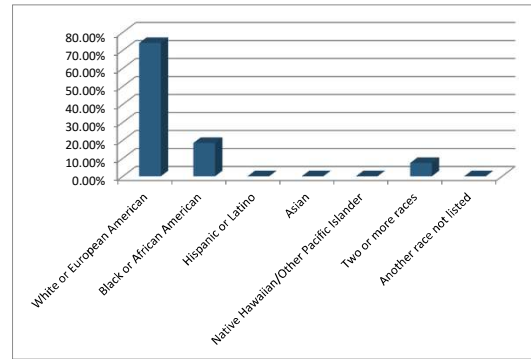
1. What is your age? (Demographic Assignment)

	Responses	
	Percent	Count
19 & Under	0.00%	0
20 – 34	15.38%	4
35 – 49	19.23%	5
50 – 64	34.62%	9
65 & Over	30.77%	8
Totals	100%	26



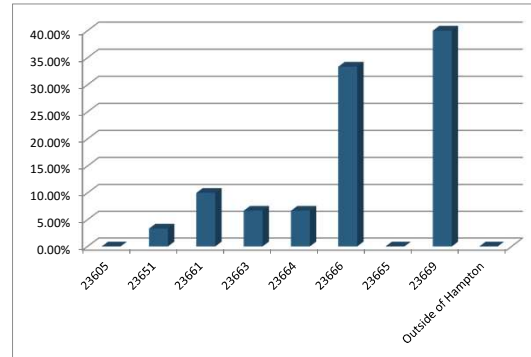
2. What is your race? (Demographic Assignment)

	Responses	
	Percent	Count
White or European American	74.07%	20
Black or African American	18.52%	5
Hispanic or Latino	0.00%	0
Asian	0.00%	0
Hawaiian/Other Pacific Islander	0.00%	0
Two or more races	7.41%	2
Another race not listed	0.00%	0
Totals	100%	27



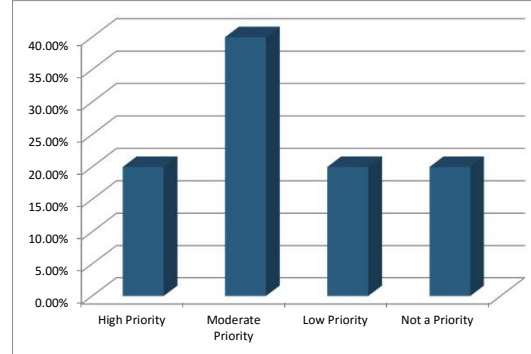
3. What is your zip code? (Demographic Assignment)

Responses		
	Percent	Count
23605	0.00%	0
23651	3.33%	1
23661	10.00%	3
23663	6.67%	2
23664	6.67%	2
23666	33.33%	10
23665	0.00%	0
23669	40.00%	12
Outside of Hampton	0.00%	0
Totals	100%	30



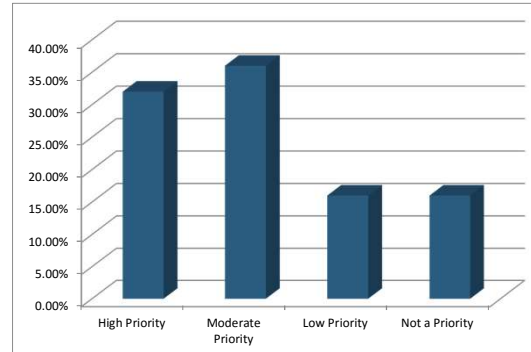
4. Buckroe Bayfront Redevelopment Acquisition: \$2 million-\$5 million Finish acquisition of properties in the Atlantic Avenue area to control enough land for a successful Buckroe Bayfront redevelopment project. (Priority Ranking)

Responses		
	Percent	Count
High Priority	20.00%	5
Moderate Priority	40.00%	10
Low Priority	20.00%	5
Not a Priority	20.00%	5
Totals	100%	25



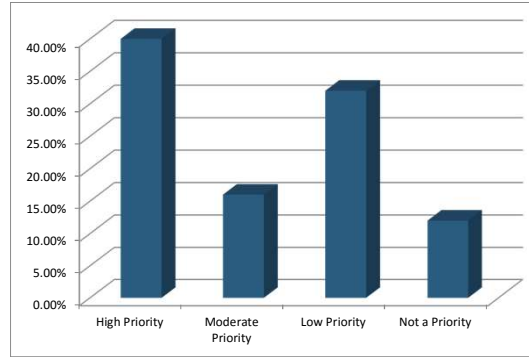
5. Downtown Seafood Initiative: \$5 million-\$9 million Improvements supporting the growth of Virginia Tech seafood research facility, as well as other research, visitor center, waterfront restaurant (Priority Ranking)

Responses		
	Percent	Count
High Priority	32.00%	8
Moderate Priority	36.00%	9
Low Priority	16.00%	4
Not a Priority	16.00%	4
Totals	100%	25



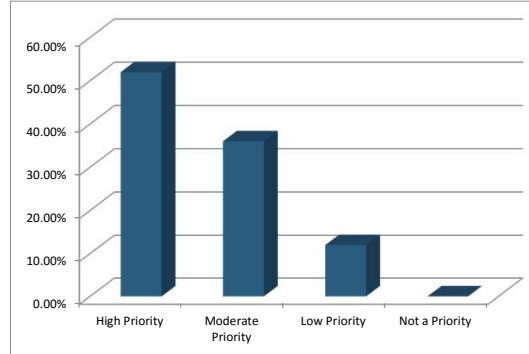
6. Housing Improvement fund: \$2.8 million Expand Curb Appeal Matching Grant Program to Master Plan neighborhoods; supports exterior property improvements & stimulates private investment in the targeted neighborhoods. (Priority Ra

Responses		
	Percent	Count
High Priority	40.00%	10
Moderate Priority	16.00%	4
Low Priority	32.00%	8
Not a Priority	12.00%	3
Totals	100%	25



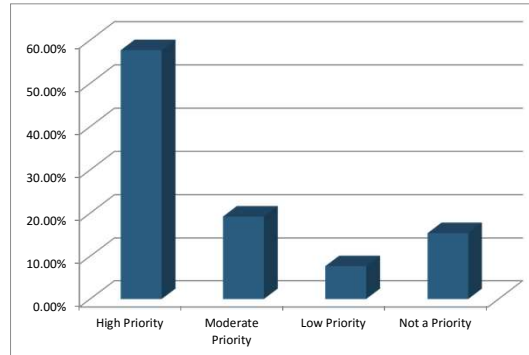
7. Housing Redevelopment Fund: \$2.1 million Supporting redevelopment of residential and small commercial properties by buying property; demolishing rundown structures; and facilitating market-rate redevelopment. (Priority Ranking)

Responses		
	Percent	Count
High Priority	52.00%	13
Moderate Priority	36.00%	9
Low Priority	12.00%	3
Not a Priority	0.00%	0
Totals	100%	25



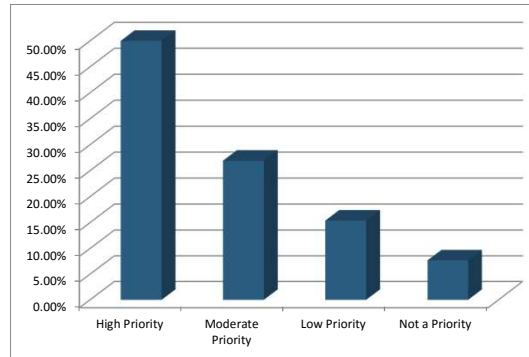
8. 911 and Emergency Operations Center: up to \$2 million (if unable to fund within base CIP) Construct new 911/EOC center near Fire Station 11 so that these critical public safety operations can be in hardened facilities outside of the flood

Responses		
	Percent	Count
High Priority	57.69%	15
Moderate Priority	19.23%	5
Low Priority	7.69%	2
Not a Priority	15.38%	4
Totals	100%	26



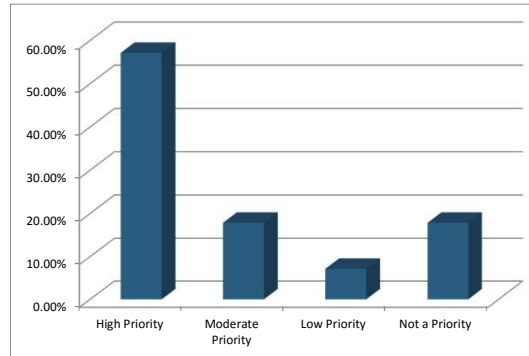
9. Enhanced park maintenance: \$5 million - \$11.3 million Major repairs and improvements to Buckroe Boardwalk, Gosnold's Hope and Briarfield parks. (Priority Ranking)

Responses		
	Percent	Count
High Priority	50.00%	13
Moderate Priority	26.92%	7
Low Priority	15.38%	4
Not a Priority	7.69%	2
Totals	100%	26



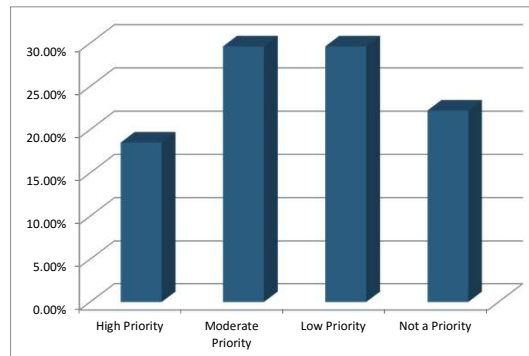
10. Police Academy: \$2.8 million Larger space to add police academy classes to increase size of police force. (Priority Ranking)

Responses		
	Percent	Count
High Priority	57.14%	16
Moderate Priority	17.86%	5
Low Priority	7.14%	2
Not a Priority	17.86%	5
Totals	100%	28



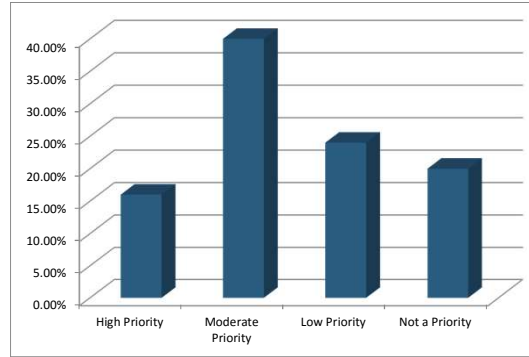
11. Virginia Air & Space Center: \$1.1 million - \$1.3 million Contribution to the center's capital campaign to expand/improve exhibits, which would attract more visitors and expand education capabilities. (Priority Ranking)

Responses		
	Percent	Count
High Priority	18.52%	5
Moderate Priority	29.63%	8
Low Priority	29.63%	8
Not a Priority	22.22%	6
Totals	100%	27



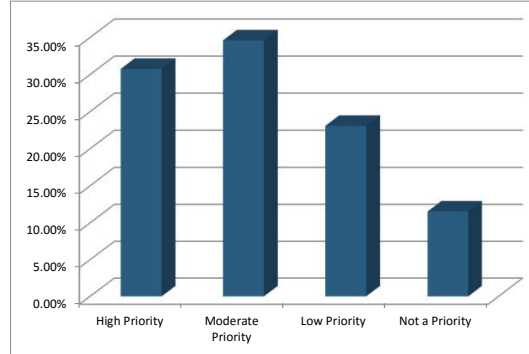
12. Place Making improvements: \$300,000 Funding to support small-scale place making projects similar in scale to the porch swings, lighting, history walk, crabs on King, etc. (Priority Ranking)

Responses		
	Percent	Count
High Priority	16.00%	4
Moderate Priority	40.00%	10
Low Priority	24.00%	6
Not a Priority	20.00%	5
Totals	100%	25



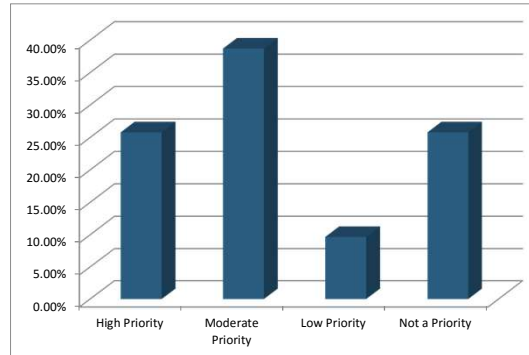
13. War Memorial Stadium improvements: \$2.4 million - \$4.3 million Upgrade stadium to ADA compliance standards, improve walkways and replace restrooms. Improve parking area, replace locker rooms, repair stands, upgrade infrastru

Responses		
	Percent	Count
High Priority	30.77%	8
Moderate Priority	34.62%	9
Low Priority	23.08%	6
Not a Priority	11.54%	3
Totals	100%	26



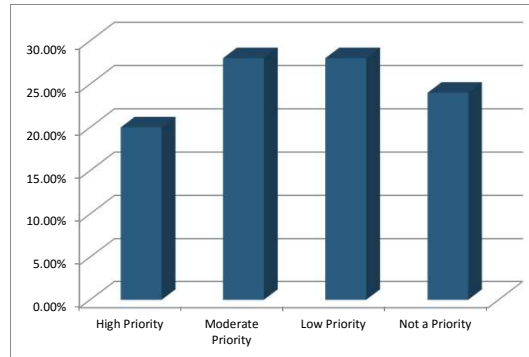
14. Central Park/Dutch Dialogue recommendations: up to \$2 million (could seek other funding source) Provide additional amenities throughout the Newmarket Creek basin, such as multi-purpose path connection, signage, benches, trash re

Responses		
	Percent	Count
High Priority	25.81%	8
Moderate Priority	38.71%	12
Low Priority	9.68%	3
Not a Priority	25.81%	8
Totals	100%	31



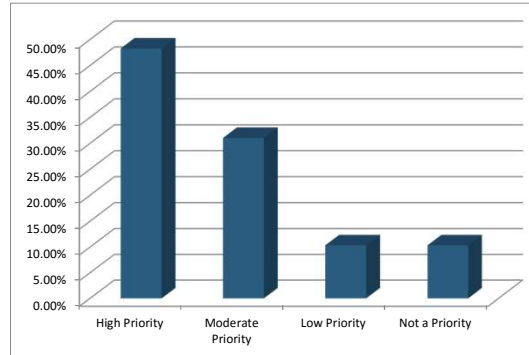
15. Buckroe Bayfront Area Infrastructure: \$500,000 - \$9 million Infrastructure, such as roads and sewers, to support the Buckroe Bayfront redevelopment; cost range reflects potential to fund without upfront cost. (Priority Ranking)

Responses		
	Percent	Count
High Priority	20.00%	5
Moderate Priority	28.00%	7
Low Priority	28.00%	7
Not a Priority	24.00%	6
Totals	100%	25



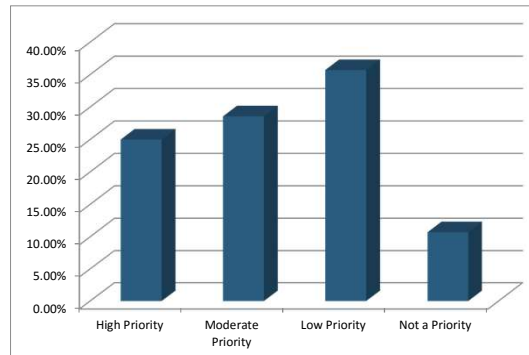
16. Infill Development: \$230,000 Reimbursements to federal programs to remove restrictions so properties can be used for market-rate housing rather than lower-income homes. (Priority Ranking)

Responses		
	Percent	Count
High Priority	48.28%	14
Moderate Priority	31.03%	9
Low Priority	10.34%	3
Not a Priority	10.34%	3
Totals	100%	29



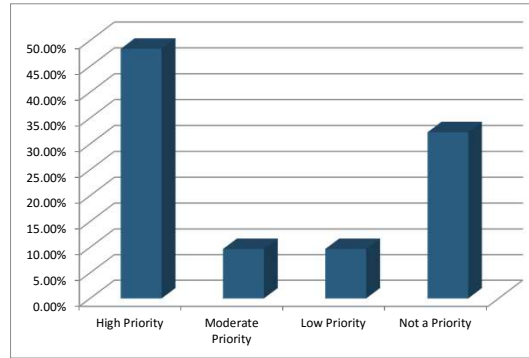
17. Downtown Development: \$6 million Support infrastructure needed for private development of City-owned properties downtown. (Priority Ranking)

Responses		
	Percent	Count
High Priority	25.00%	7
Moderate Priority	28.57%	8
Low Priority	35.71%	10
Not a Priority	10.71%	3
Totals	100%	28



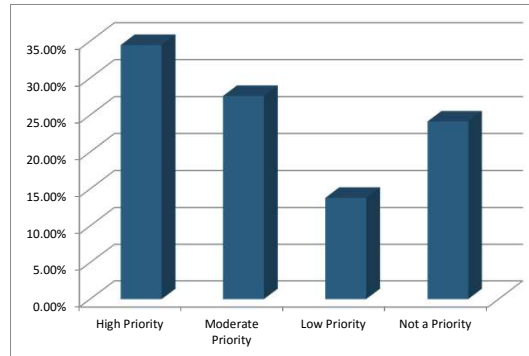
18. Sports Tourism facility: \$29 million-\$30 million(some of this could be paid for with additional fee on hotel stays)Implement recommendations from Sports Tourism Feasibility Study and 2015 Coliseum Central Master Plan to construct a new amateur sports aquatics facility that would also replace community pool in Crossroads area. (Priority Ranking)

Responses		
	Percent	Count
High Priority	48.39%	15
Moderate Priority	9.68%	3
Low Priority	9.68%	3
Not a Priority	32.26%	10
Totals	100%	31



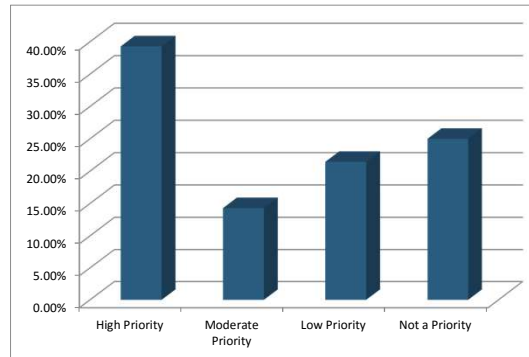
19. Coliseum Drive redevelopment: \$10 million - \$35 millionRedevelopment of Coliseum Drive between Mercury Boulevard and Pine Chapel Road to support economic growth and safe and clean goals. (Priority Ranking)

Responses		
	Percent	Count
High Priority	34.48%	10
Moderate Priority	27.59%	8
Low Priority	13.79%	4
Not a Priority	24.14%	7
Totals	100%	29



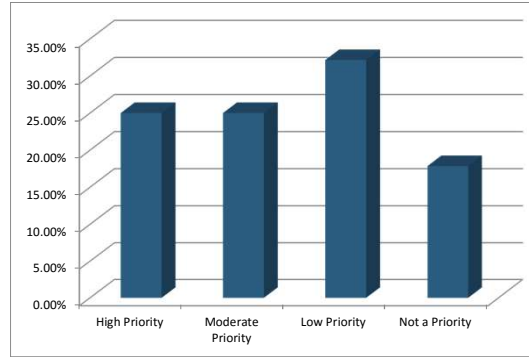
20. Greater Buckroe Redevelopment: \$2 millionProperty acquisitions in greater Buckroe area for residential redevelopment. (Priority Ranking)

Responses		
	Percent	Count
High Priority	39.29%	11
Moderate Priority	14.29%	4
Low Priority	21.43%	6
Not a Priority	25.00%	7
Totals	100%	28



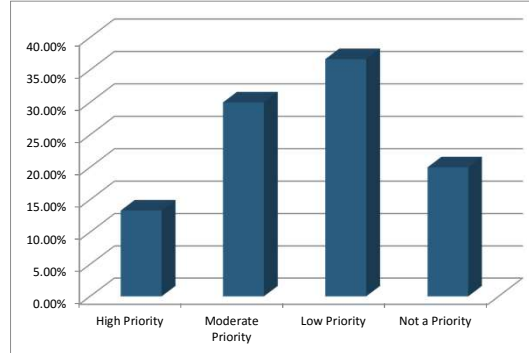
21. Downtown Redevelopment: \$7 million Property acquisitions in the downtown area for residential redevelopment. (Priority Ranking)

Responses		
	Percent	Count
High Priority	25.00%	7
Moderate Priority	25.00%	7
Low Priority	32.14%	9
Not a Priority	17.86%	5
Totals	100%	28



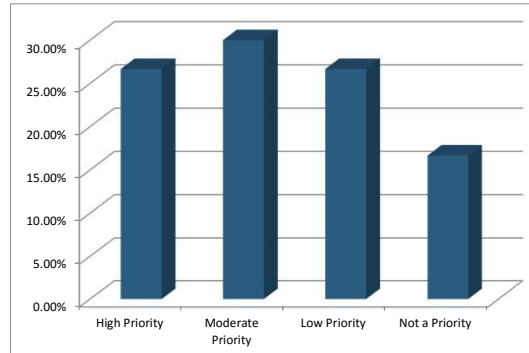
22. Pressey-Otley development: \$325,000 Additional infrastructure roadwork recommended before moving forward on single-family residential development in Kecoughtan Corridor. (Priority Ranking)

Responses		
	Percent	Count
High Priority	13.33%	4
Moderate Priority	30.00%	9
Low Priority	36.67%	11
Not a Priority	20.00%	6
Totals	100%	30



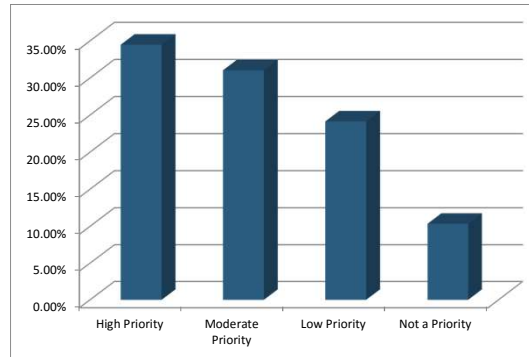
23. Crossroads parking expansion: \$2.4 million Provide new Coliseum parking area displaced by Crossroads development. (Priority Ranking)

Responses		
	Percent	Count
High Priority	26.67%	8
Moderate Priority	30.00%	9
Low Priority	26.67%	8
Not a Priority	16.67%	5
Totals	100%	30



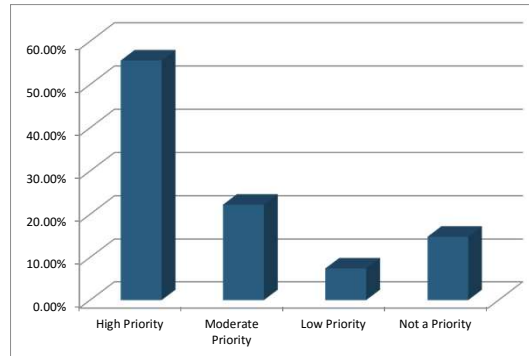
24. Hampton Roads Center Business District Infrastructure: \$1.1 million Center median streetlights along Magruder Boulevard. (Priority Ranking)

Responses		
	Percent	Count
High Priority	34.48%	10
Moderate Priority	31.03%	9
Low Priority	24.14%	7
Not a Priority	10.34%	3
Totals	100%	29



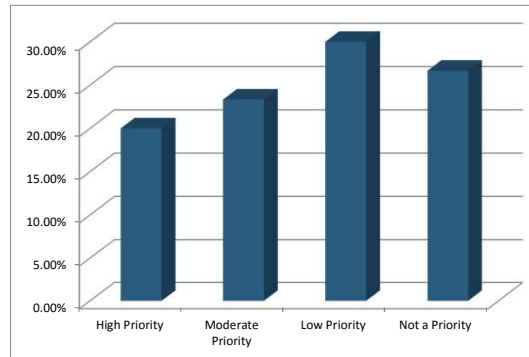
25. Bright's Creek Initiative (incl. Rip Rap Road interstate ramp): \$3 million - \$7.5 million Funding to complete property acquisitions of abandoned industrial and other properties along Interstate-64 in the King Street/Armistead/Rip Rap Road area, build parallel access road from Rip Rap Road to N. King Street and construct phase 1 of the Bright's Creek Greenway/Park. (Priority Ranking)

Responses		
	Percent	Count
High Priority	55.56%	15
Moderate Priority	22.22%	6
Low Priority	7.41%	2
Not a Priority	14.81%	4
Totals	100%	27



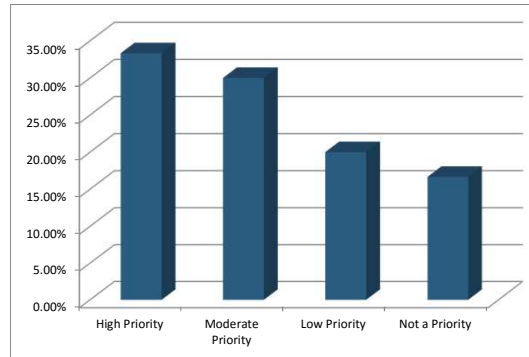
26. Magruder Boulevard landscape improvements: \$500,000 Enhance appeal of road with plantings. (Priority Ranking)

Responses		
	Percent	Count
High Priority	20.00%	6
Moderate Priority	23.33%	7
Low Priority	30.00%	9
Not a Priority	26.67%	8
Totals	100%	30



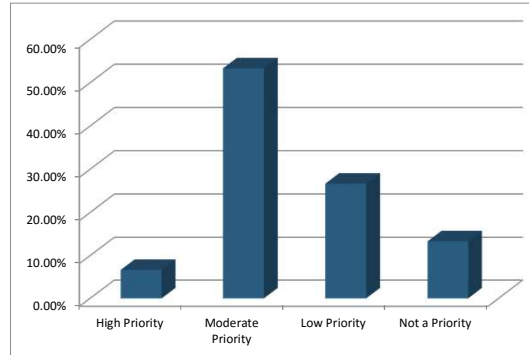
27. Social Services building replacement: \$5 million - \$12 million Replace the social services building with a new and more efficient facility. Significant repairs are needed to the existing facility including a new roof, windows and HVAC systems.

Responses		
	Percent	Count
High Priority	33.33%	10
Moderate Priority	30.00%	9
Low Priority	20.00%	6
Not a Priority	16.67%	5
Totals	100%	30



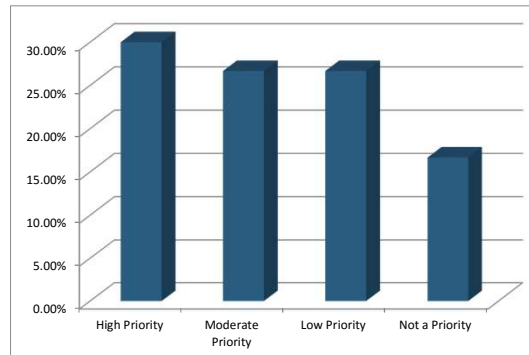
28. New Public Works Operations Center: \$10 million general fund & \$20 million non-general fund (Solid Waste, Wastewater and Stormwater) Replace the social services building with a new and more efficient facility. Significant repairs are needed to the existing facility including a new roof, windows and HVAC systems.

Responses		
	Percent	Count
High Priority	6.67%	2
Moderate Priority	53.33%	16
Low Priority	26.67%	8
Not a Priority	13.33%	4
Totals	100%	30



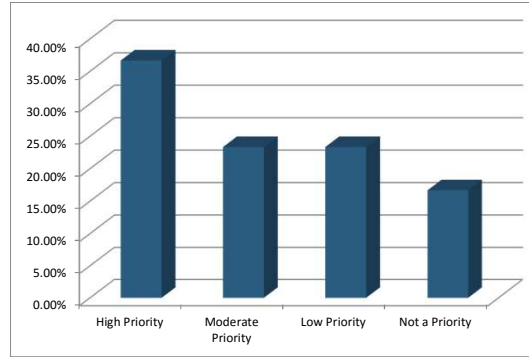
29. Downtown Promenade: \$100,000 Create a promenade downtown that connects Queens Way with Settlers Landing Road. (Priority Ranking)

Responses		
	Percent	Count
High Priority	30.00%	9
Moderate Priority	26.67%	8
Low Priority	26.67%	8
Not a Priority	16.67%	5
Totals	100%	30



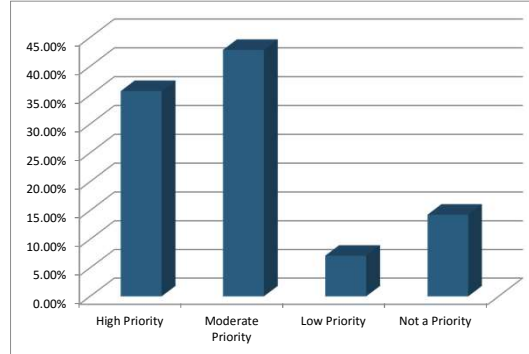
30. Neighborhood Improvement Fund: \$450,000 Supports smaller public improvement projects in the community that create a sense of place and pride, improve opportunities for neighbor-to-neighbor interaction, and build the capacity of n

Responses		
	Percent	Count
High Priority	36.67%	11
Moderate Priority	23.33%	7
Low Priority	23.33%	7
Not a Priority	16.67%	5
Totals	100%	30



31. Kecoughtan Corridor Acquisitions: \$4.5 million Acquire property in the area to further Safe & Clean goals. (Priority Ranking)

Responses		
	Percent	Count
High Priority	35.71%	10
Moderate Priority	42.86%	12
Low Priority	7.14%	2
Not a Priority	14.29%	4
Totals	100%	28



32. Neighborhood Pools: \$2.5 million - \$5 million Assist neighborhood groups by funding major renovations of aging outdoor pools to maintain them as community assets. (Priority Ranking)

Responses		
	Percent	Count
High Priority	48.39%	15
Moderate Priority	16.13%	5
Low Priority	12.90%	4
Not a Priority	22.58%	7
Totals	100%	31

